


# **Non Returning Student Survey 2014 Cohort**



**Southeastern Louisiana University  
Office of Institutional Research**

**February 2017**

## Table of Contents

<b>Introduction</b> .....	<b>1</b>
<b>Method</b> .....	<b>1</b>
<b>Participants</b> .....	<b>1</b>
<b>Procedure</b> .....	<b>4</b>
<b>Instrument</b> .....	<b>4</b>
<b>Results</b> .....	<b>5</b>
<b>Stop Outs</b> .....	<b>5</b>
<b>Financial Analysis</b> .....	<b>6</b>
<b>Drop Outs</b> .....	<b>9</b>
<b>Financial Analysis</b> .....	<b>13</b>
<b>Difficult Causes</b> .....	<b>16</b>
<b>D_____ rec i</b>	

## **Introduction**

**The first Strategic Priority for Southeasterns “To engage diverse population of learners with**

**Table 1  
Characteristics of the Sample vs the Population**

	<b>Sample</b>	<b>Population</b>
<b>Size</b>	<b>227</b>	<b>527</b>
<b>ACT Range</b>		
<b>17 or Below</b>	<b>53%</b>	<b>55%</b>
<b>18 or 19</b>	<b>18%</b>	<b>18%</b>
<b>20-23</b>	<b>52%</b>	<b>52%</b>
<b>24 or Higher</b>	<b>23%</b>	<b>21%</b>
<b>Housing</b>		
<b>On Campus</b>	<b>40%</b>	<b>35%</b>
<b>Off Campus</b>	<b>59%</b>	<b>64%</b>
<b>Gender</b>		
<b>Male</b>	<b>40%</b>	<b>42%</b>
<b>Female</b>	<b>59%</b>	<b>57%</b>
<b>Race</b>		
<b>Asian</b>	<b>13%</b>	<b>17%</b>
<b>Black or African American</b>	<b>21%</b>	<b>19%</b>
<b>Hispanic or Latino</b>	<b>8%</b>	<b>8%</b>
<b>Two or More Races</b>	<b>5%</b>	<b>5%</b>
<b>American Indian or Alaska Native</b>	<b>0%</b>	<b>0%</b>
<b>Native Hawaiian or Other Pacific Islander</b>	<b>0%</b>	<b>0%</b>
<b>Unknown</b>	<b>0%</b>	<b>0%</b>
<b>White</b>	<b>62%</b>	<b>64%</b>
<b>Received TOPS</b>		
<b>TOPS (received this semester)</b>	<b>53%</b>	<b>54%</b>
<b>No TOPS</b>	<b>46%</b>	<b>45%</b>
<b>Hours</b>		
<b>Yes</b>	<b>22%</b>	<b>14%</b>
<b>No</b>	<b>97%</b>	<b>98%</b>


## Procedure

The Office of Institutional Research worked with Enrollment Services to identify students to conduct the phone survey. These students were trained and supervised by Institutional Research staff. The survey was conducted from 6pm- 9pm Monday through Thursday.

## Instrument

The survey first asked a series of questions to determine if students planned on returning to Southeast in the future, and if they had intended to obtain a degree when they began at Southeast. Respondents who indicated they did not plan on returning to Southeast were given a list of 6 phrases as to why a student might leave a college. “ going to work”

## Results

The first set of questions was to determine whether students were 1) Drop Outs, those students who no longer plan to continue their education at Southeastern, including those who plan or have transferred elsewhere; 2) Stop outs, those students who plan to return to Southeastern at some point. Based on these definitions, 69.2% (n=137) of the respondents were Drop Outs and 31.0% (n=61) were Stop outs.

### Stop Outs


The majority of the Stop outs (42% (n=25)) planned on returning to Southeastern in Spring 2015 while 18% (n=11) planned on returning to Southeastern within the next year. Eight percent (n=5) plan on returning within the next two years and 23% (n=14) aren't sure when they will return. Only three (12%) of the respondents planning on returning in Spring 2015 actually did.


Next, Stop outs were asked to indicate whether each of thirteen possible reasons was a Major Reason, a Minor Reason, or Not a Reason for their decision to leave Southeastern.

yn y1 t







## Drop Outs

Dropouts represent 69% of the sample. When asked what school they have or will enroll in, Louisiana State University (16%) and Delgado Community College (13%) were the most frequently cited.

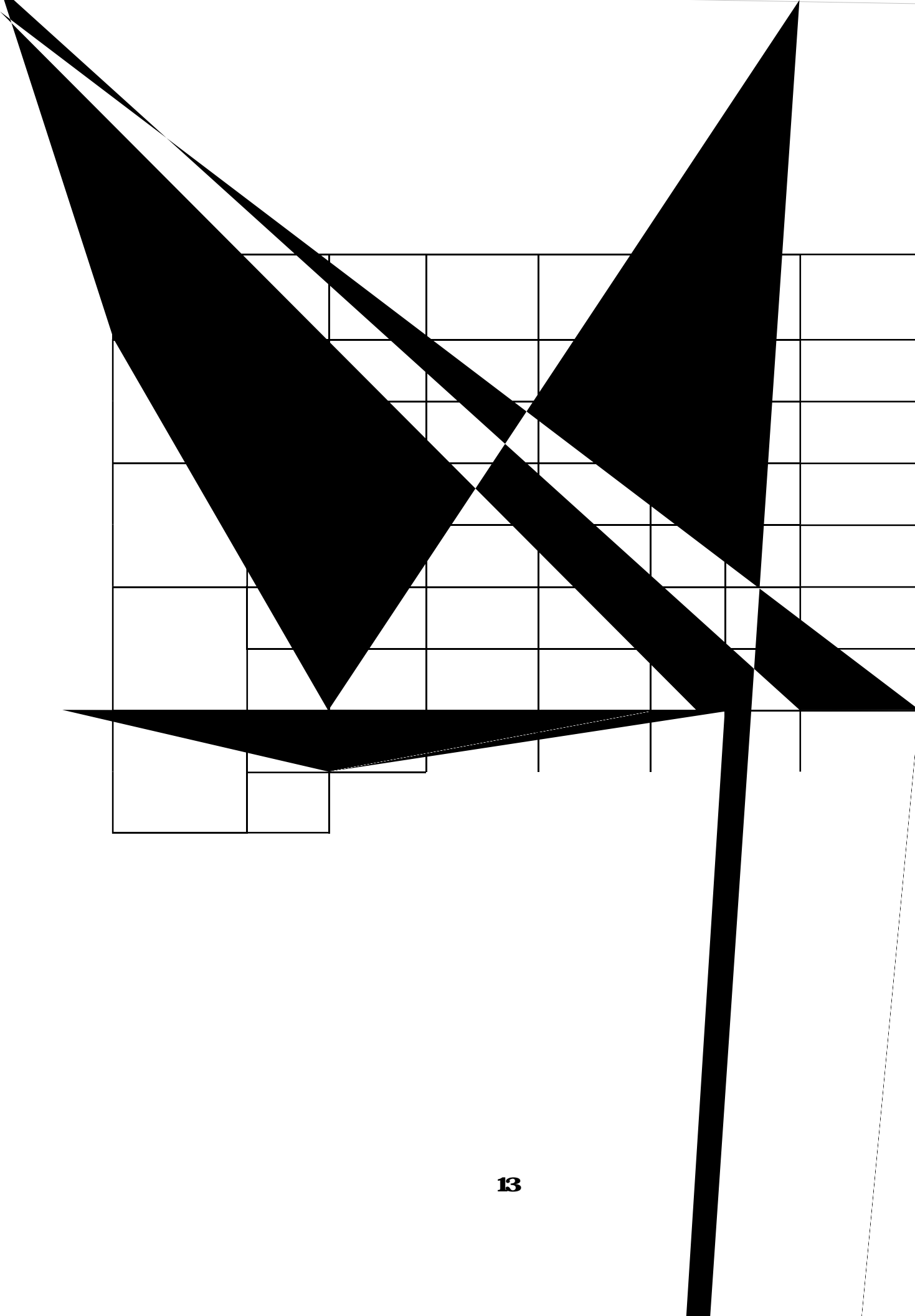
An analysis of National Student Clearinghouse shows 15 community colleges and 14 universities sc


<b>School</b>	<b>Number of Respondents</b>	<b>Percent of Respondents</b>
<b>Mississippi Gulf Coast Community College</b>	<b>1</b>	<b>1%</b>
<b>Pensacola Christian College</b>	<b>1</b>	<b>1%</b>
<b>realstateschool</b>	<b>1</b>	<b>1%</b>
<b>South Louisiana Community College</b>	<b>1</b>	<b>1%</b>
<b>Southwest Mississippi Community College</b>	<b>1</b>	<b>1%</b>
<b>Texas Southern University</b>	<b>1</b>	<b>1%</b>
<b>Troy University</b>	<b>1</b>	<b>1%</b>
<b>Univ LA Lafayette</b>	<b>1</b>	<b>1%</b>
<b>University of Louisiana at Monroe</b>		

**Table 4**  
**Percentage of Endorsement for Major Reason, Minor Reason, and Not a Reason**

	<b>Major Reason</b>	<b>Minor Reason</b>	<b>Not a Reason</b>

	<b>Major Reason</b>	<b>Minor Reason</b>	<b>Not a Reason</b>
<b>Dissatisfaction with the residence hall</b>	<b>37%</b>	<b>89%</b>	<b>76%</b>
<b>Did not feel like you fit in</b>	<b>15%</b>	<b>104%</b>	<b>763%</b>
<b>Impersonal attitudes of college faculty and/or staff</b>	<b>37%</b>	<b>81%</b>	<b>763%</b>
<b>Could not find part time work</b>	<b>30%</b>	<b>74%</b>	<b>770%</b>
<b>Southeastern was too small for you</b>	<b>30%</b>	<b>81%</b>	<b>770%</b>
<b>Southeastern did not provide an atmosphere conducive to learning</b>	<b>22%</b>	<b>81%</b>	<b>778%</b>
<b>Had problems scheduling classes</b>	<b>15%</b>	<b>67%</b>	<b>785%</b>
<b>Problems with residence hall</b>	<b>22%</b>	<b>67%</b>	<b>785%</b>
<b>Could not get into the program you wanted</b>	<b>37%</b>	<b>67%</b>	<b>793%</b>
<b>Unhappy with Southeastern's rules and regulations</b>	<b>44%</b>	<b>37%</b>	<b>793%</b>
<b>Your parents and/or other relatives influenced you to quit</b>	<b>15%</b>	<b>52%</b>	<b>807%</b>
<b>Experienced racism, prejudice or sexism</b>	<b>07%</b>	<b>52%</b>	<b>815%</b>
<b>Credit card debt was too much</b>	<b>07%</b>	<b>37%</b>	<b>822%</b>
<b>Dealing with hurricane related problems</b>	<b>07%</b>	<b>37%</b>	<b>822%</b>
<b>Did not intend to get a degree when you started at Southeastern</b>	<b>15%</b>	<b>59%</b>	<b>822%</b>
<b>Could not find and/or afford child care</b>	<b>07%</b>	<b>44%</b>	<b>830%</b>
<b>Southeastern was too large for you</b>	<b>30%</b>	<b>37%</b>	<b>830%</b>
<b>Inadequate facilities for physically handicapped students</b>	<b>00%</b>	<b>44%</b>	<b>837%</b>









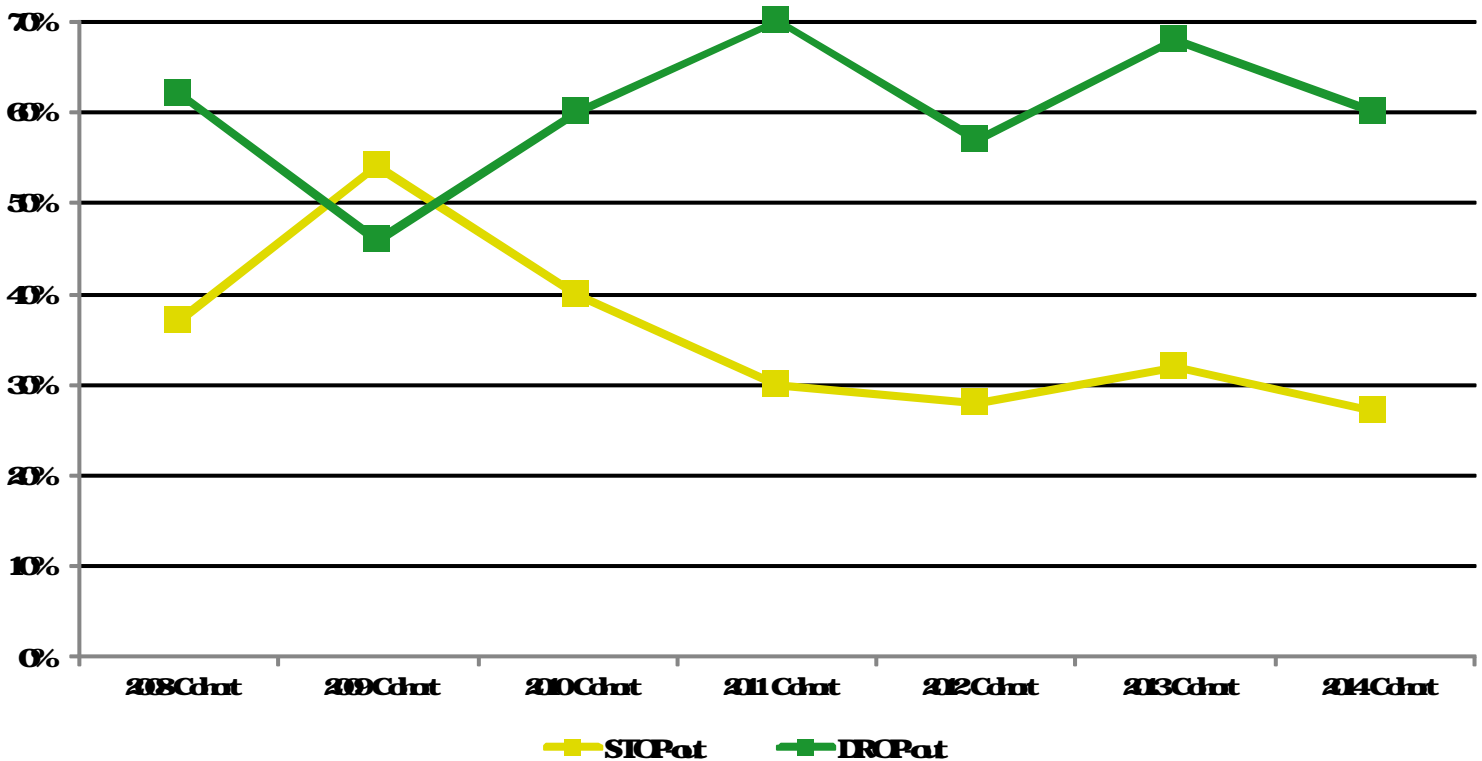


### Comparison to Previous Years

Stop outs yield a five percent decrease between 2013 Cohort and 2014 Cohort. Meanwhile, the percentage of drop outs decreased by eight percent. The graph below shows the change over the past seven years. This year, "Needed to earn money" was the first ranked reason for a student stopping out. The second reason was "Tuition & fees too high". The third ranking was "Didn't receive enough financial aid".

As in the past, the main reason students dropped out was due to "Decided to attend a different college." The second and third reasons were "Moved to a new location" and "The cost of gas was too high to commute".

Comparison of Previous Years



## References

**Tenziri, P.T., Springer, L. Yaeger, P.M, Pascaella, E.T., & Noa, A. (1996). First generation**

**Appendix A**  
**Non Returning Student Survey**

Hello my name is \_\_\_\_\_ and I am calling from the Southeast Louisiana University. To better serve our students we are conducting a confidential and voluntary survey of our Southeast students who are not enrolled here this semester. The survey will take only a few minutes. Keep in mind that all answers are given in confidence and will be kept confidential.

Q

w. Mat

- 12 Dissatisfied with your grades
- 13 Suspended or placed on probation
- 14 Courses were too difficult
- 15 Courses were not challenging
- 16 Southeast did not provide an atmosphere conducive to learning
- 17 There were too many required courses
- 18 You were disappointed with the quality of instruction at Southeastern
- 19 The major you wanted was not available at Southeastern
- 20 Could not get into the program you wanted
- 21 Dissatisfied with your major
- 22 Academic advising was inadequate
- 23 Had problems scheduling classes
- 24 Lost your TOPS Scholarship
- 25 Did not have the study skills required to succeed in college
- 26 Could not find affordable housing you liked
- 27 Unhappy with Southeastern's rules and regulations
- 28 Impersonal attitudes of college faculty and/or staff
- 29 Dissatisfied with the social life at Southeastern
- 30 Experienced racism, prejudice or sexism
- 31 Inadequate facilities for physically handicapped students
- 32 Encountered unexpected expenses
- 33 Did not receive enough financial aid
- 34 Decided to attend a different college
- 35 Could not find part-time work
- 36 Wanted to get work experience
- 37 Accepted a full-time job
- 38 Too much conflict between the responsibilities of work and school
- 39 Too much conflict between the responsibilities of family and school
- 40 Too much stress
- 41 Dealing with hurricane-related problems
- 42 The cost of gas was too high to commute
- 43 Credit card debt was too much
- 44 Tuition & Fees too high

### Step Out questions

1. When do you plan to return to Southeastern
  - 1- Next semester
  - 2- Within the next year
  - 3- Within the next two years
  - 4- Within the next five years
  - 5- Not sure at this time

**For the following reasons I read, please tell me if they were an in reason, a major reason, or no reason at all for why you decided to stop attending Southeastern for a while  
(1=Major Reason, 2=Minor Reason, 3=Not a Reason)**

- 2**    **Needed to earn more money**
- 3**    **Had family responsibilities to take care of**
- 4**    **Needed a break from school**
- 5**    **Military obligation**



- 4 The last time you attended Southeastern, how many miles did you have to travel (one way) to reach Southeastern's main campus, or did you live on campus?**
- 1 Lived on campus**
  - 2 Less than 5 miles**
  - 3 Between 5 and 10 miles**
  - 4 Between 11 and 20 miles**
  - 5 Between 21 and 30 miles**
  - 6 More than 30 miles**
- 5 Did you work on or off campus?**
- 1 Didn't work (Skip to Question 6)**
  - 2 Worked on campus**
  - 3 Worked off campus**
  - 4 Worked both on and off campus**
- 6 How many hours did you work a week?**
- 1 None to ten hours**
  - 2 Eleven to twenty hours**
  - 3 Twenty-one to thirty+ hours**

**Appendix B**  
**What is the main reason you decided to attend \_\_\_\_\_?**



- It was close to home
- f It was close to home and she is willing to achieve her degree using license under an associates
- It's closer
- Lived close to the school
- Major
- Ministry
- no cheap
- More related to degree
- Most of his friends were there and it was more of a fit for him
- moved back to MS
- My father passed away recently and it would be easier for her to stay close to home
- No engineering program at southern
- north shore technology
- f NE has a degree in
- Nursing program
- Nursing Program
- nursing school
- Nursing School
- personal reasons
- Pharmacy Tech
- Pick up goods
- Preferred to go to North Shore Tech
- Quick graduation 8 month program instead of a 4 year program
- She had a job at North Shore Tech and she couldn't use it at times

**Appendix C**  
**Did you have problems with any particular course?**

